Wall Report

PROPERTY OVERVIEW

PROPERTY LOCATION

2103 Bison Ln, Johnsburg, IL 60051, USA

CUSTOMER **Bxx Gxxxxxx**

CLAIM # **xxxxxxxx**

ORDERED BY **Bxx Gxxxxxx**

ORDER # **TR261006xxxx**

REPORT DATE **2026-10-06**

+1 416-xxx-xxxx

3D STRUCTURE VIEW

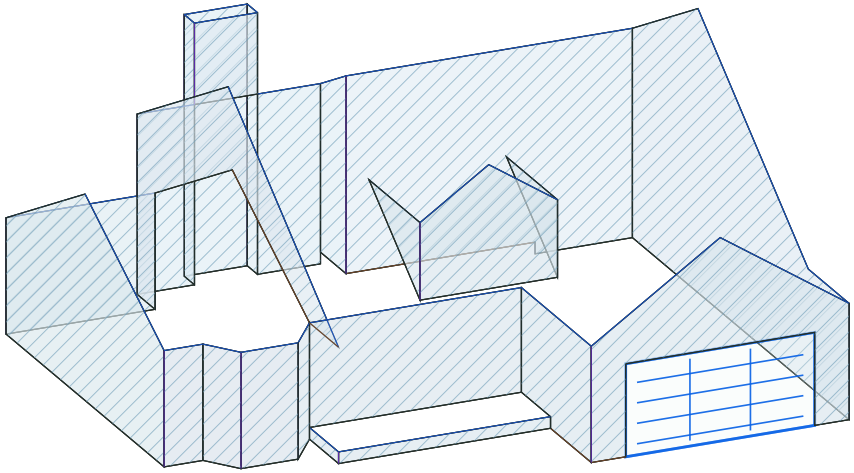

VINYL
3299.5 SF

PROPERTY VIEW



Wall Report

SUMMARY OF WALL

MEASURED 3D MODEL

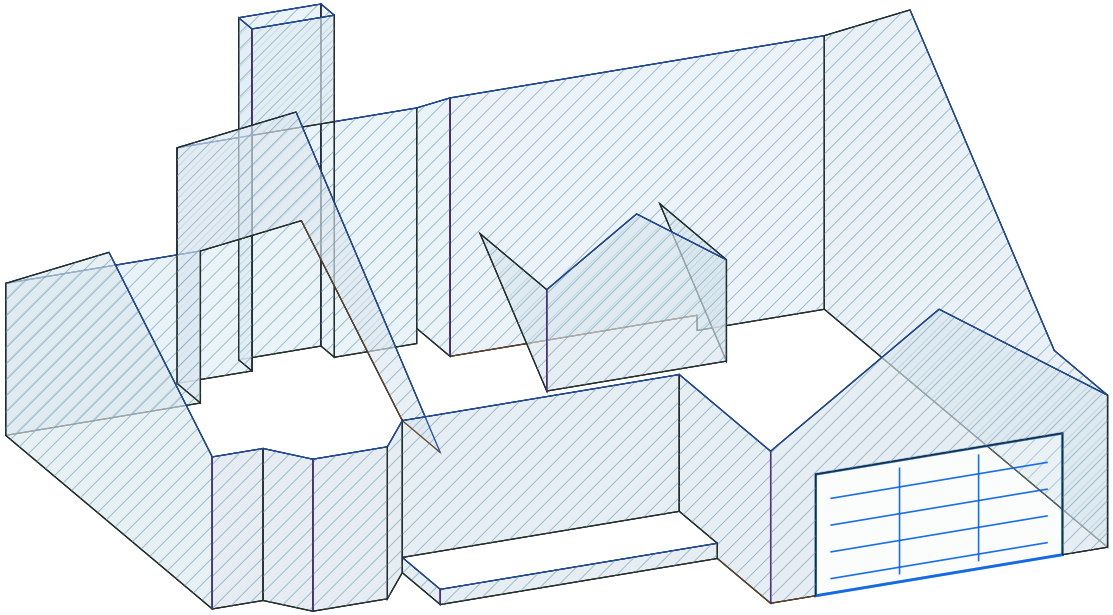

VINYL
3299.5 SF

WALL TOP	WALL BOTTOM	WALL CORNER	WINDOWS	DOORS	MAX PEAK
332.2 LF	299.8 LF	316.3 LF	0	1	24.4 ft

CLIENT DETAILS

PREPARED FOR

Bxx Gxxxxxx

+1 416-xxx-xxxx

shoetimedt@yahoo.com

ORDER INFO

ORDER #

TR261006xxxx

CLAIM # **xxxxxxxx**

Bxx Gxxxxxx

GROSS WALL SF
Incl. openings
3299.5

NET WALL SF
Minus openings
3167.5

WALL FACADES
Exterior sides
24

WINDOW & DOOR TRIM
Combined trims
32.5 LF

REPORT INDEX

1. Property Overview	1	9. Window & Door Count	9
2. Summary of Wall	2	10. Material Summary	10
3. Oblique Property Views	3	11. Wall Material Table	11-12
4. Top Plate Lengths	4	12. Waste Factor Analysis	13
5. Wall Heights	5	13. Front Elevation	14
6. Wall Facet Table	6	14. Back Elevation	15
7. Window & Door Table	7	15. Left Elevation	16
8. Opening Sizes	8	16. Right Elevation	17

Wall Report

OBLIQUE PROPERTY VIEWS

NORTH WALL



EAST WALL



SOUTH WALL



WEST WALL



Wall Report

WALL TOP LENGTHS

ISOMETRIC VIEW

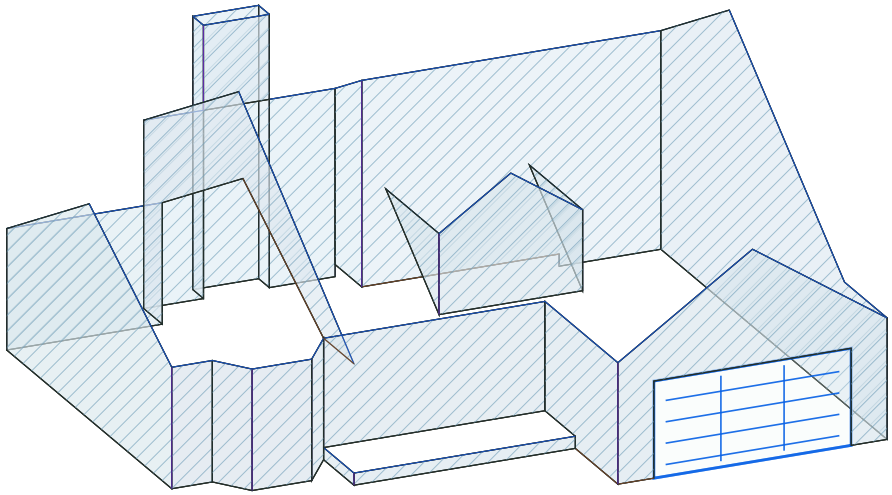

TOP VIEW

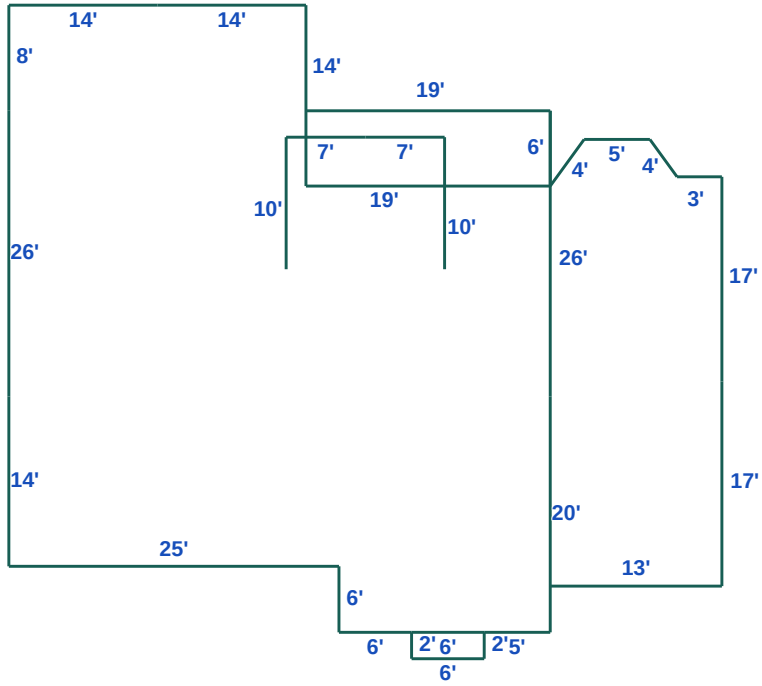

TOP PLATE DETAILS

Wall-top segments are measured in feet. Labels stay centered on their own line segments.

TOTAL TOP PLATE LENGTH

332.2 LF

Wall Report

WALL HEIGHTS DIAGRAM

3D HEIGHT MAP

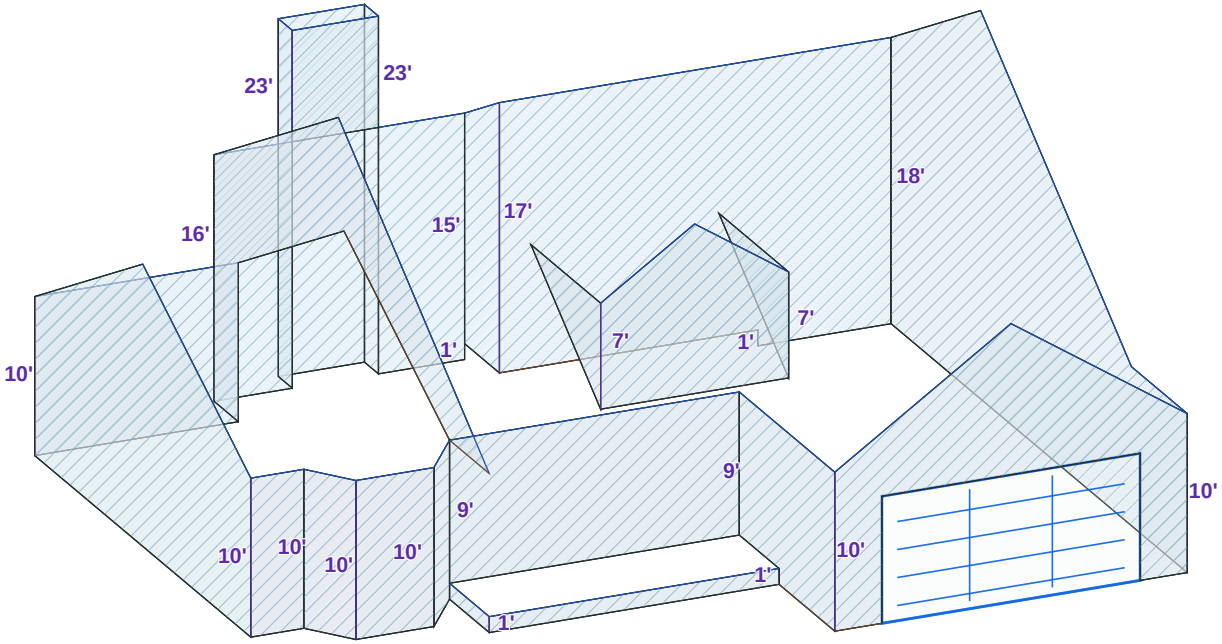

33 measured vertical corners

WALL HEIGHT DETAILS

This diagram highlights the vertical corner heights of the property exterior framing.

- Measurements are shown in feet.
- Only distinct major vertical corners are counted.
- The maximum wall peak is identified below.

24.4 ft

Wall Report

WALL FACET TABLE

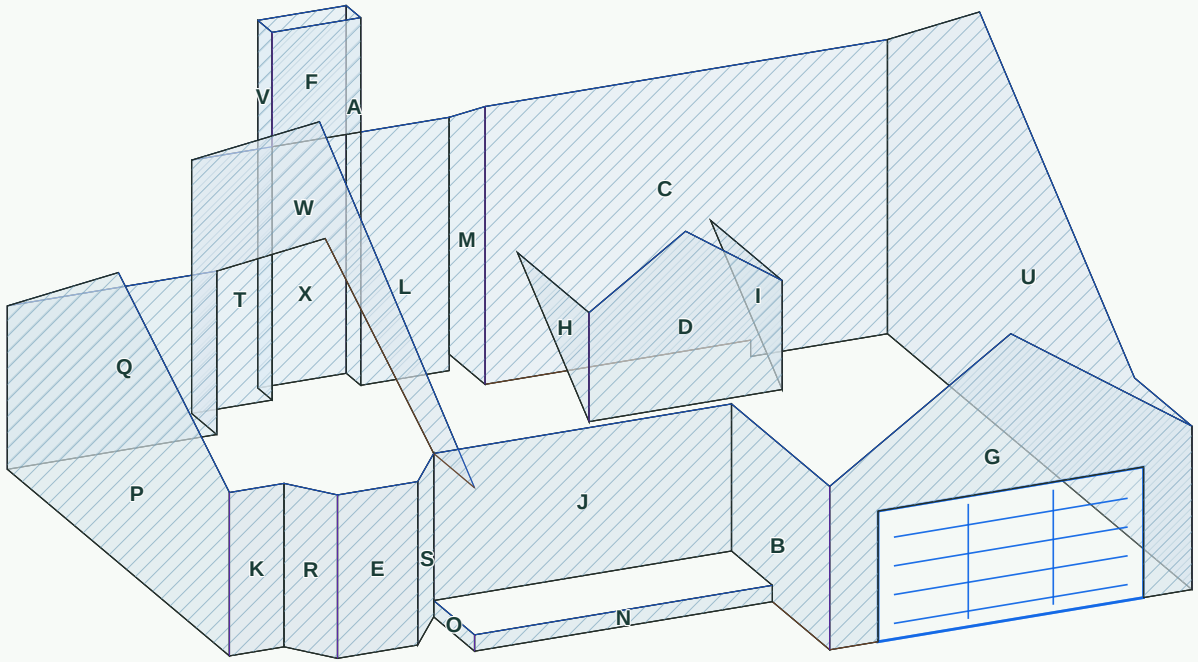

FACE DETAILS 1-24 OF 24

ID	PLAN	SF
A	Primary	45.0
B	Primary	131.3
C	Primary	433.5
D	Primary	104.0
E	Primary	49.8
F	Primary	38.5
G	Primary	177.4
H	Primary	33.3
I	Primary	33.3
J	Primary	166.5
K	Primary	34.0
L	Primary	85.3
M	Primary	78.8

ID	PLAN	SF
N	Primary	18.5
O	Primary	5.7
P	Primary	430.1
Q	Primary	130.0
R	Primary	35.0
S	Primary	43.7
T	Primary	77.5
U	Primary	725.3
V	Primary	45.0
W	Primary	254.3
X	Primary	123.8

Wall Report

WALL DOOR & WINDOW TABLE

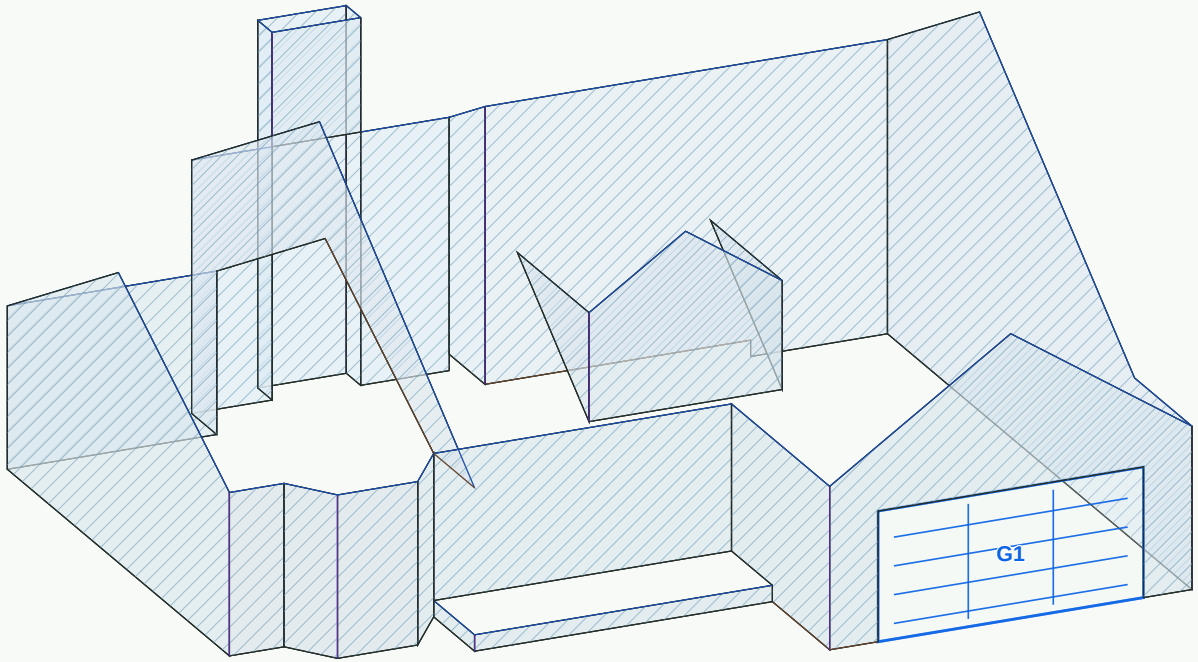

WINDOW & DOOR DETAILS 1-1

LABEL	TYPE	AREA
G1	Garage Door	132.0

Wall Report

WINDOW & DOOR SIZE DIAGRAM

WINDOW SIZE DIAGRAM

No window size diagram data found

DOOR SIZE DIAGRAM

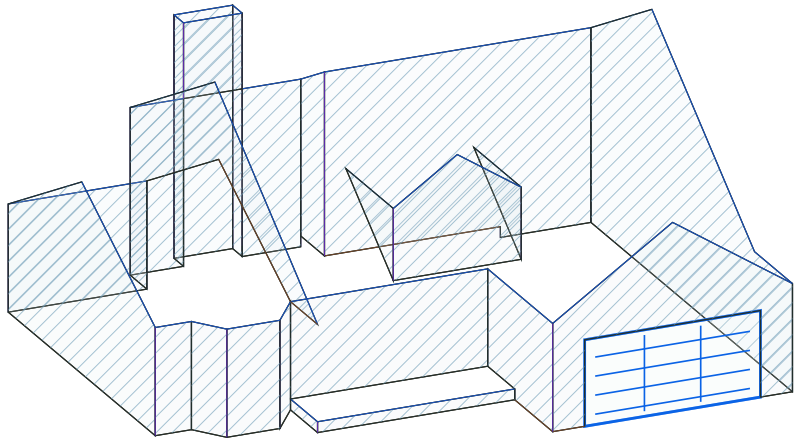

DISTINCT OPENING SIZES

16 x 8

QTY 1 | 132.0 SF

TOTAL DOOR TRIM **32.5 LF**

Wall Report

WALL DOOR & WINDOW COUNT



Garage Door

16 W x 8 H

Qty: 1

AREA: 132.0 SF

Wall Report

MATERIAL SUMMARY

WALL MATERIAL VIEW

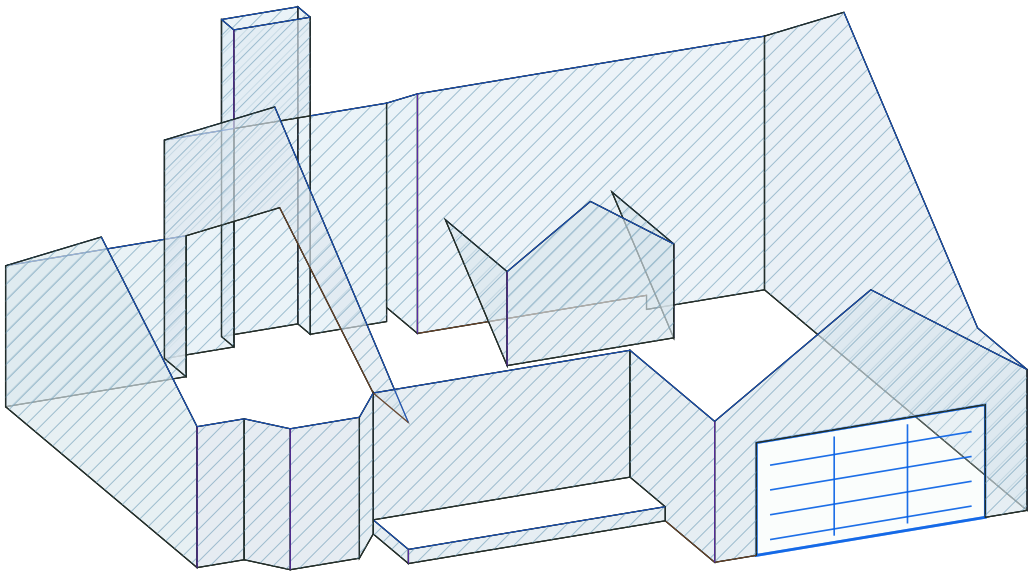

VINYL
3299.5 SF

BREAKDOWN - 3167.5 SF NET

VINYL
Coverage: 100.0%
3299.5 SF

GROSS WALL AREA	NET WALL AREA	TOTAL OPENINGS	WALL PERIMETER
3299.5 SF	3167.5 SF	132.0 SF	632.0 LF

Wall Report

WALL MATERIAL TABLE

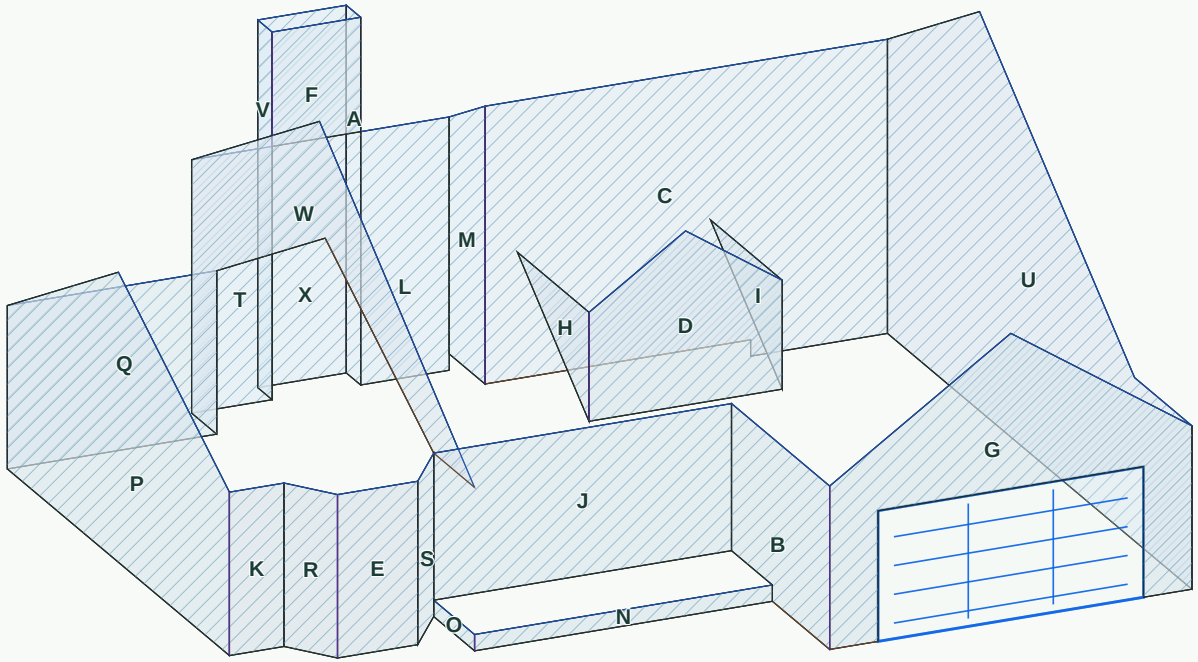

VINYL

Facets on page: 12

Material total: 3299.5 SF

VINYL (1/2)

LABEL	MATERIAL	AREA
A	Vinyl	45.0
B	Vinyl	131.3
C	Vinyl	433.5
D	Vinyl	104.0
E	Vinyl	49.8
F	Vinyl	38.5
G	Vinyl	177.4
H	Vinyl	33.3
I	Vinyl	33.3
J	Vinyl	166.5
K	Vinyl	34.0
L	Vinyl	85.3

Wall Report

WALL MATERIAL TABLE

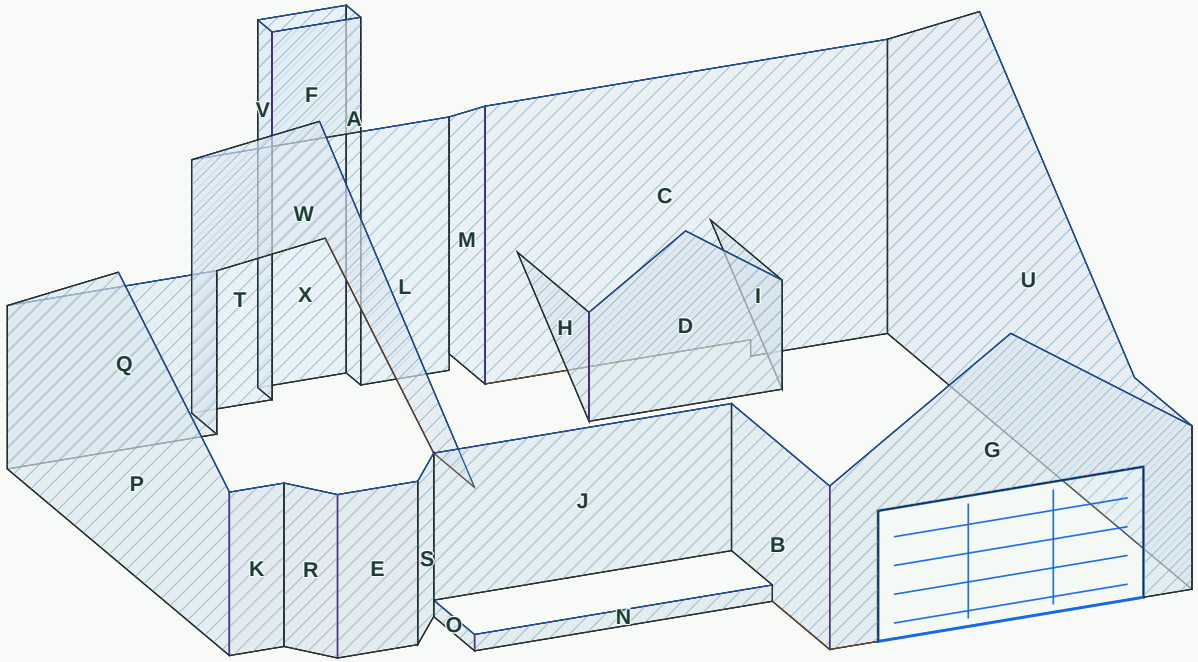

VINYL

Facets on page: 12

Material total: 3299.5 SF

VINYL (2/2)

LABEL	MATERIAL	AREA
M	Vinyl	78.8
N	Vinyl	18.5
O	Vinyl	5.7
P	Vinyl	430.1
Q	Vinyl	130.0
R	Vinyl	35.0
S	Vinyl	43.7
T	Vinyl	77.5
U	Vinyl	725.3
V	Vinyl	45.0
W	Vinyl	254.3
X	Vinyl	123.8

Wall Report

WASTE FACTOR ANALYSIS

Structure Complexity

TOTAL FACETS	TOTAL OPENINGS	SCORE	RATING
24	1	34/100	Standard

Balanced facets/openings/height index | 2 primary / 0 secondary wall plans

RECOMMENDED WASTE

10%

SUGGESTED ORDER

GROSS + WASTE

3629.4 SF (36.29 SQ)

NET + WASTE

3484.2 SF (34.84 SQ)

AREA CALCULATIONS - GROSS & NET

Waste	Factor	GROSS SF	GROSS SQ	NET SF	NET SQ
5% Waste	1.05x	3464.5	34.64 SQ	3325.9	33.26 SQ
10% Waste	1.10x	3629.4	36.29 SQ	3484.2	34.84 SQ
12% Waste	1.12x	3695.4	36.95 SQ	3547.6	35.48 SQ
15% Waste	1.15x	3794.4	37.94 SQ	3642.6	36.43 SQ
17% Waste	1.17x	3860.4	38.60 SQ	3706.0	37.06 SQ
20% Waste	1.20x	3959.4	39.59 SQ	3801.0	38.01 SQ
22% Waste	1.22x	4025.4	40.25 SQ	3864.3	38.64 SQ
25% Waste	1.25x	4124.4	41.24 SQ	3959.4	39.59 SQ

Waste is estimated from wall complexity, openings and height. Confirm field measurements and material pattern requirements before ordering.

Wall Report

FRONT VIEW

MEASURED ELEVATION

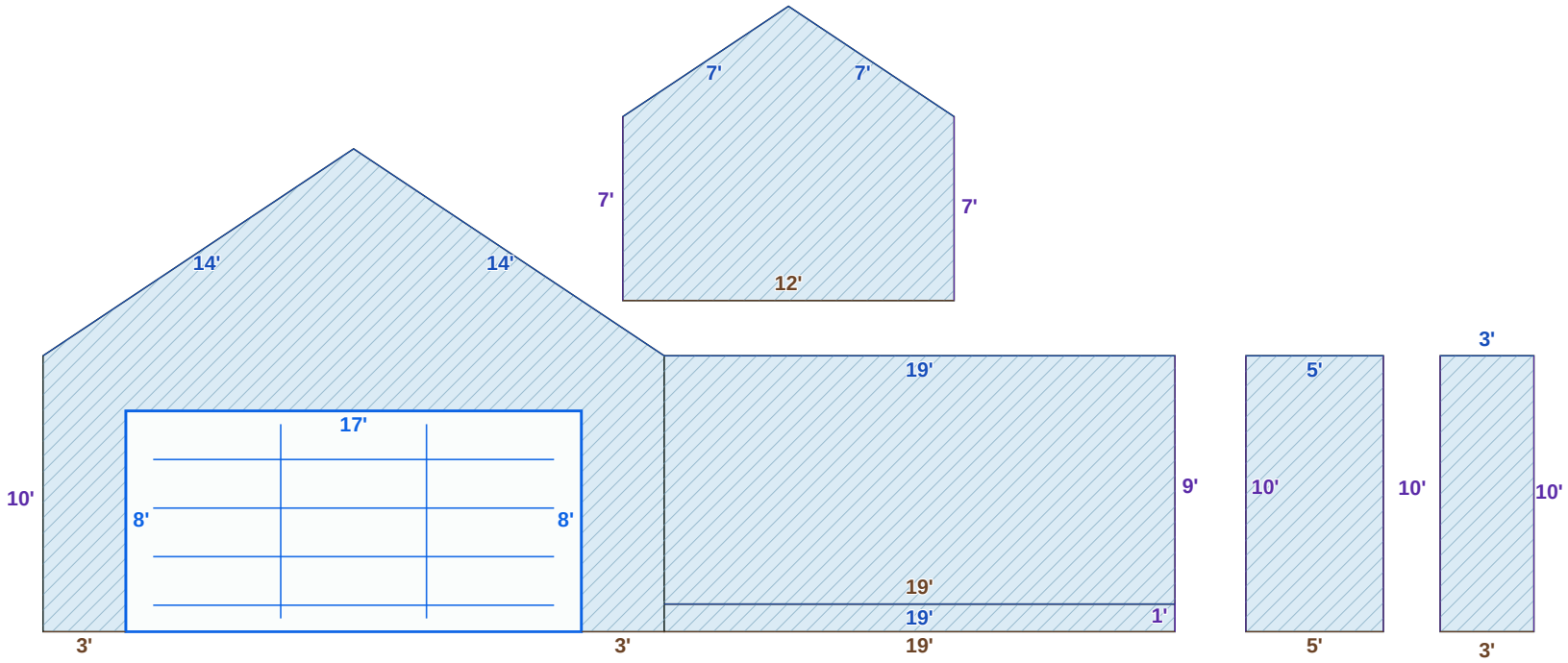

TOTAL WALL AREA	FACET COUNT	WINDOW QTY	DOOR QTY	MATERIALS USED
550.1 SF	6	--	1	Vinyl 550.1 SF

Wall Report

BACK VIEW

MEASURED ELEVATION

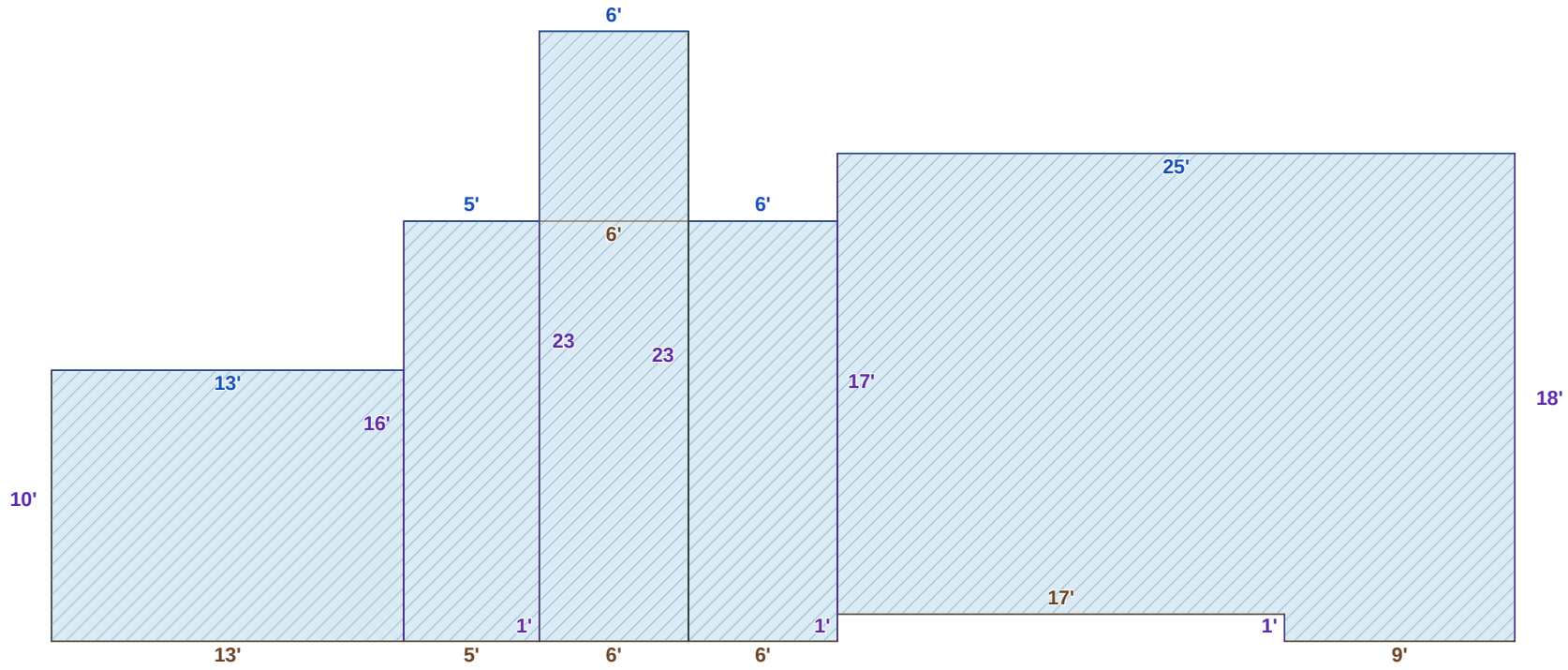

TOTAL WALL AREA	FACET COUNT	WINDOW QTY	DOOR QTY	MATERIALS USED
888.5 SF	6	--	--	Vinyl 888.5 SF

Wall Report

LEFT VIEW

MEASURED ELEVATION

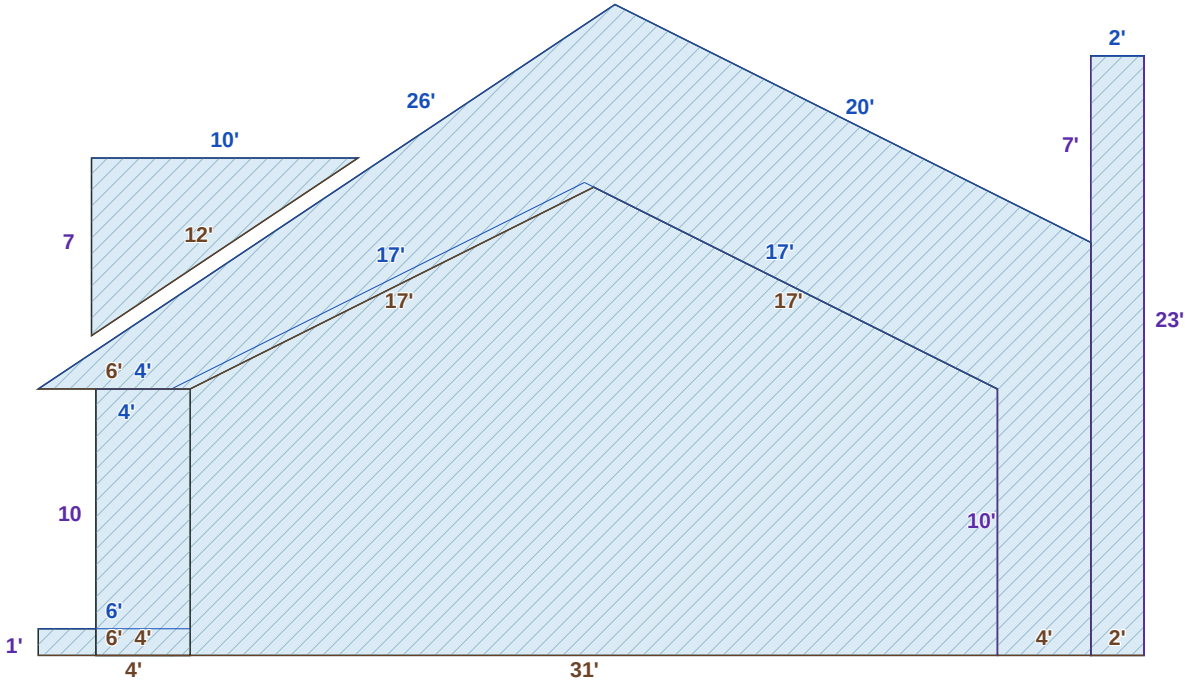

TOTAL WALL AREA	FACET COUNT	WINDOW QTY	DOOR QTY	MATERIALS USED
892.1 SF	8	--	--	Vinyl 892.1 SF

Wall Report

RIGHT VIEW

MEASURED ELEVATION

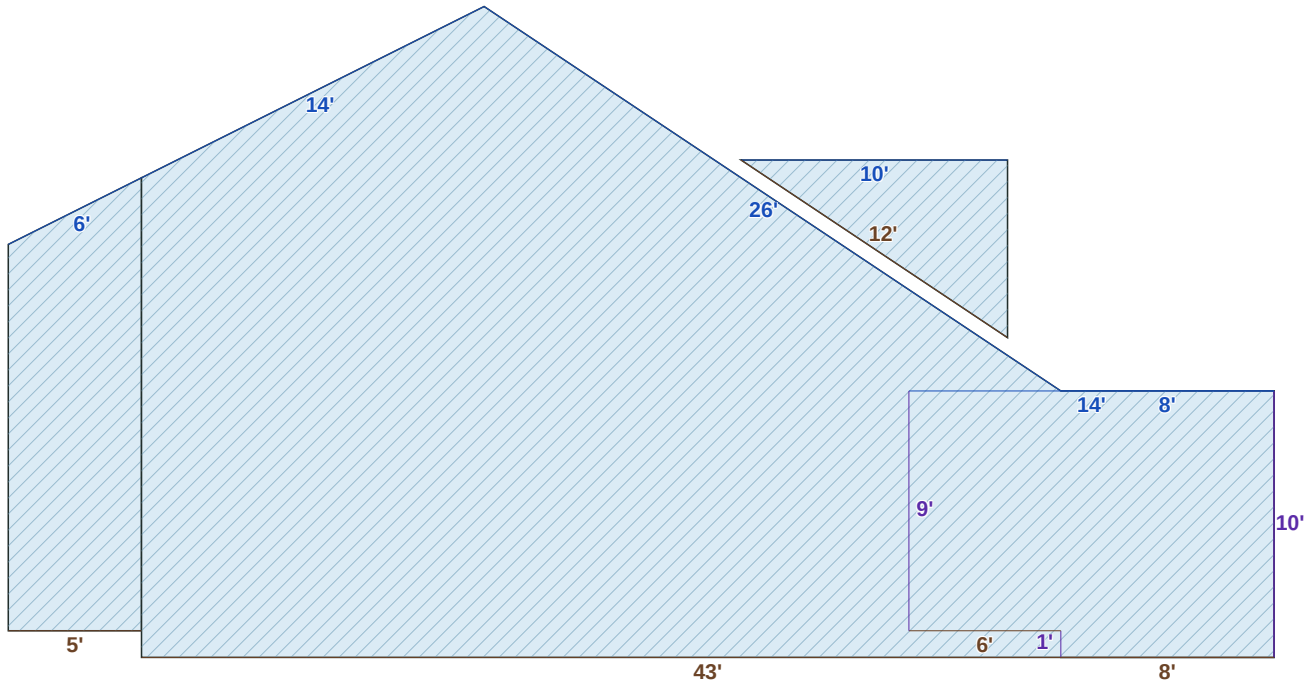

TOTAL WALL AREA	FACET COUNT	WINDOW QTY	DOOR QTY	MATERIALS USED
968.7 SF	4	--	--	Vinyl 968.7 SF