PROPERTY ADDRESS

**2103 Bison Ln, Johnsburg, IL 60051, USA**

CUSTOMER: **Bxx Gxxxxxx** PHONE: **+1 416-xxx-xxxx** EMAIL: **xxxxxx@gmail.com**

ORDER #: **TR261006xxxx** CLAIM #: **xxxxxxxxxxx** ORDERED BY: **Bxx Gxxxxxx**

# ROOF REPORT

## PROPERTY OVERVIEW

### ROOF PLAN

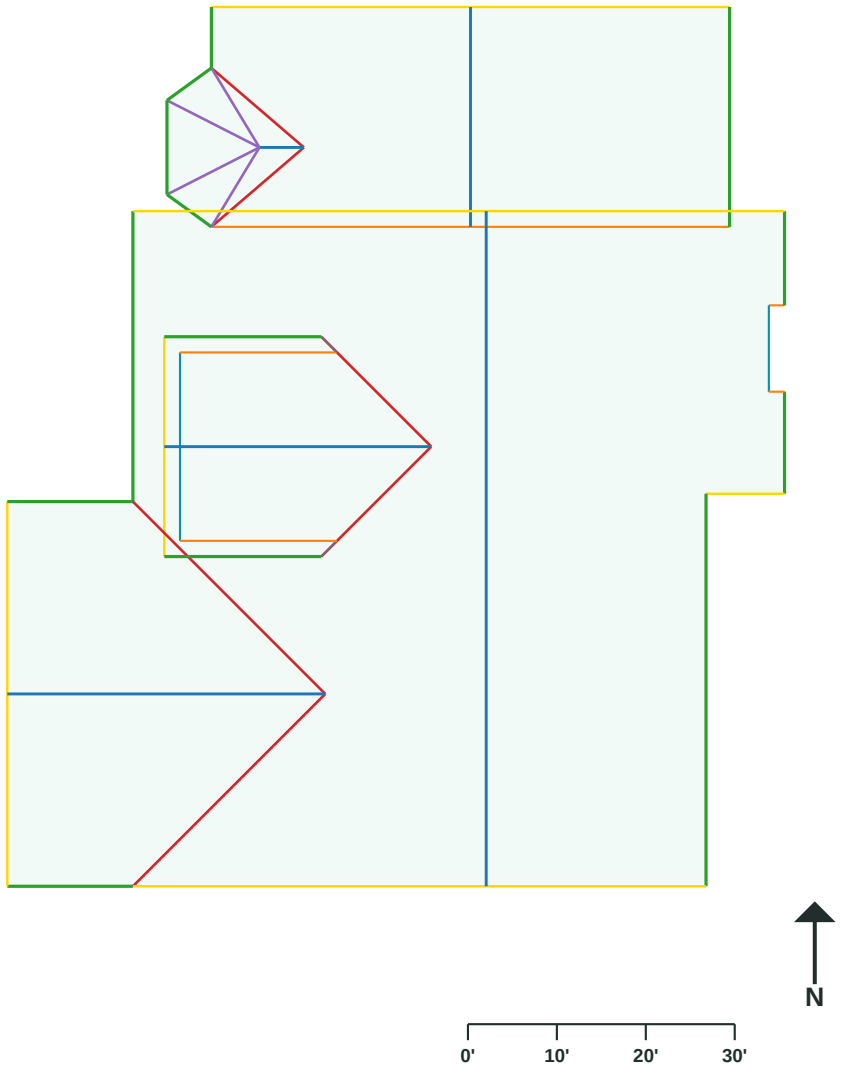


### PROPERTY VIEW



(c) 2026 tierroof.com - All rights reserved.

# ROOF REPORT

ROOF SUMMARY

| NET ROOF AREA | NET SQUARES | MAIN ROOF | DETACHED ROOF |
|---|---|---|---|
| 2748 SF | 27.48 SQ | 2748 SF | 0 SF |

## ROOF PLAN

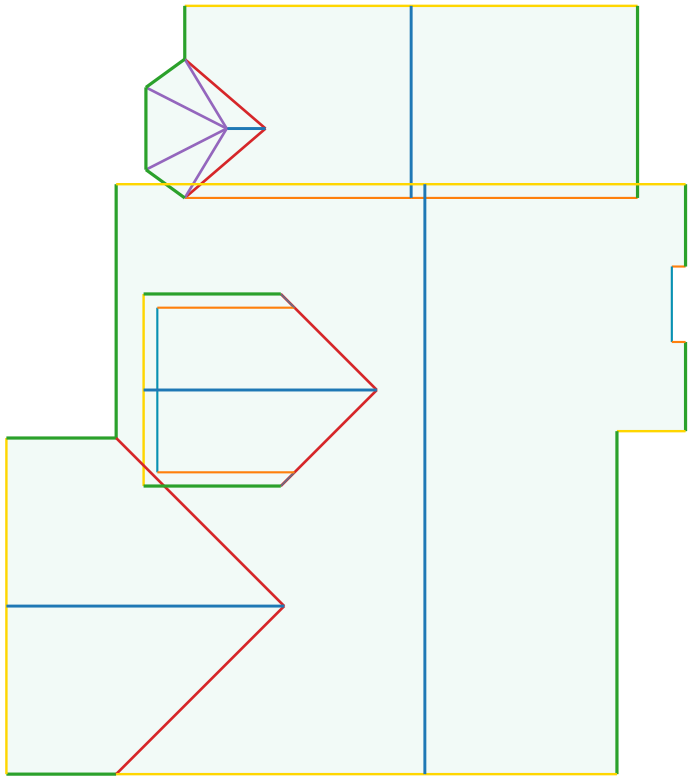

| TOTAL PERIMETER | RIDGES | HIPS | VALLEYS | RAKES | MAX PEAK |
|---|---|---|---|---|---|
| 302.6 LF | 97.1 LF | 27.7 LF | 76.8 LF | 179.7 LF | 15.0 ft |

## ROOF AT A GLANCE

| | |
|---|---|
| ROOF FACETS | 13 |
| STRUCTURES | 2 |
| DOMINANT PITCH | 8/12 |
| FLAT ROOF AREA | 0 SF |

## REPORT INDEX


| | | | |
|---|---|---|---|
| 1. Property Overview | 1 | 4. Primary Structure Details | 4-8 |
| 2. Customer Roof Summary | 2 | 9. Material Estimates | 9 |
| 3. Oblique Property Views | 3 | 10. Waste Analysis | 10 |


(c) 2026 tierroof.com - All rights reserved.

## NORTH PROPERTY VIEW



## EAST PROPERTY VIEW




## SOUTH PROPERTY VIEW



## WEST PROPERTY VIEW



(c) 2026 tierroof.com - All rights reserved.

# ROOF REPORT

PRIMARY STRUCTURE - MEASURED LENGTHS

## PRIMARY STRUCTURE - LENGTHS

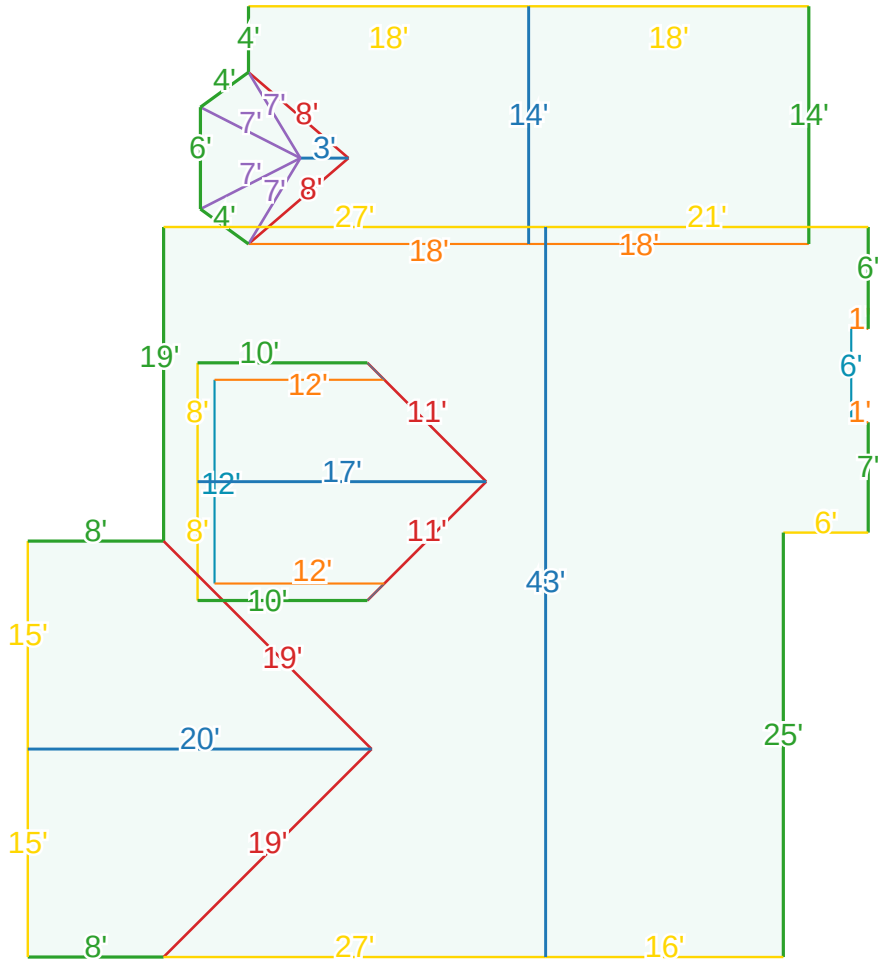


## LINE TYPE GUIDE

| | |
|---|---|
| Ridge | 97 LF |
| Valley | 77 LF |
| Rake | 180 LF |
| Eave | 123 LF |
| Step Flashing | 63 LF |
| Apron Flashing | 18 LF |
| Hip | 28 LF |

Each colored value belongs to the line beside it. LF means linear feet.

(c) 2026 tierroof.com - All rights reserved.

## PRIMARY STRUCTURE - AREA

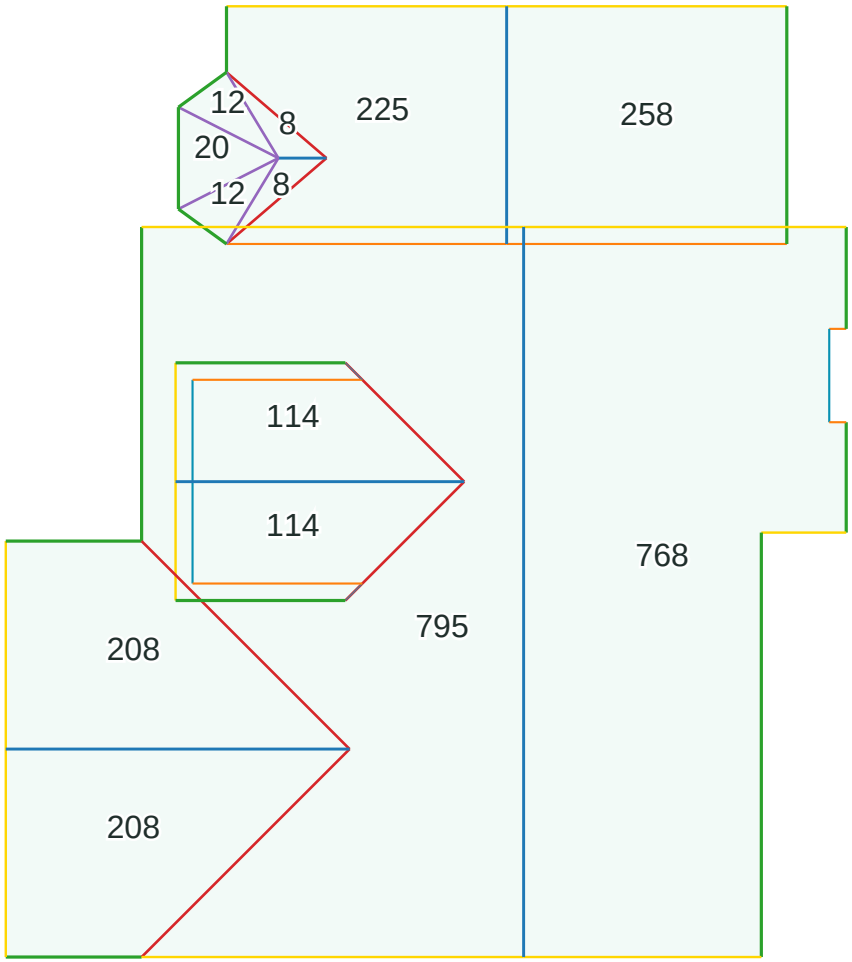


## AREA SUMMARY

| | |
|---|---|
| TOTAL AREA | 2748 SF |
| AVERAGE FACE | 211 SF |
| SMALLEST FACE | 8 SF |
| LARGEST FACE | 795 SF |

## HOW TO READ THIS PAGE

Each blue number is that roof face area in square feet. The face table appears on the Roof Facets page.

(c) 2026 tierroof.com - All rights reserved.

## PRIMARY STRUCTURE - PITCH

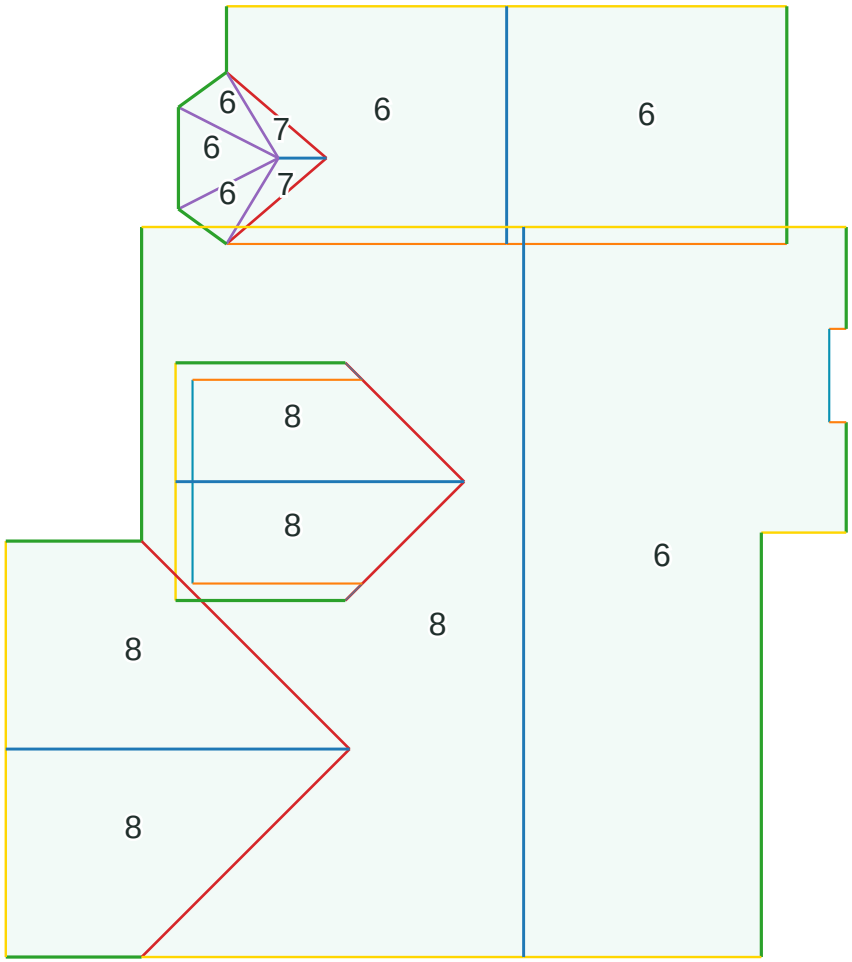


## PITCH GUIDE

| | | |
|---|---|---|
| | 6/12 | **47.1%** |
| | 7/12 | **0.6%** |
| | 8/12 | **52.3%** |

## PITCH AREAS

| | |
|---|---|
| 6/12 | **1294 SF** |
| 7/12 | **17 SF** |
| 8/12 | **1438 SF** |

(c) 2026 tierroof.com - All rights reserved.

## PRIMARY STRUCTURE - ROOF FACETS

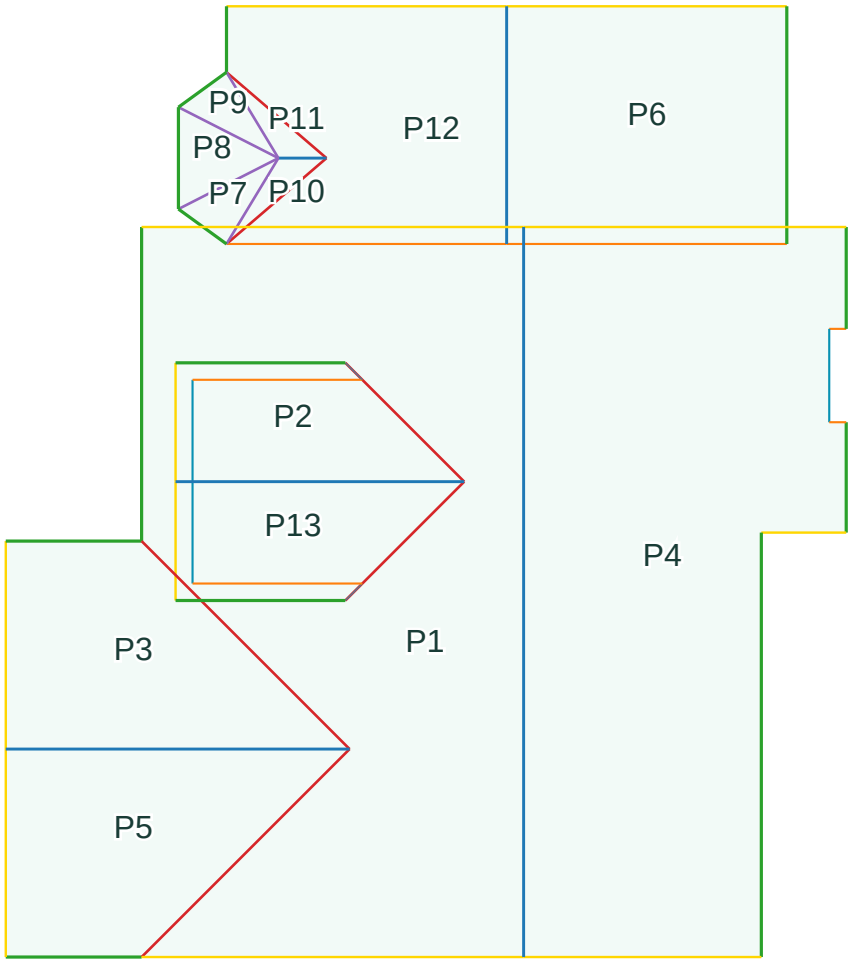


## FACET SUMMARY

| | |
|---|---|
| TOTAL FACETS | 13 |
| TABLE PAGES | 2 |

## FACES 1-9 OF 13

| Face | Area | Pitch | Orient |
|---|---|---|---|
| P1 | 795 | 8 | 270.00 |
| P2 | 114 | 8 | 0.00 |
| P3 | 208 | 8 | 0.00 |
| P4 | 768 | 6 | 90.00 |
| P5 | 208 | 8 | 180.00 |
| P6 | 258 | 6 | 90.00 |
| P7 | 12 | 6 | 216.00 |
| P8 | 20 | 6 | 270.00 |
| P9 | 12 | 6 | 324.00 |

## HOW TO READ FACETS

P1, P2 and the other IDs identify individual roof planes. Area is shown in square feet and pitch is rise per 12 inches.

(c) 2026 tierroof.com - All rights reserved.

## PRIMARY STRUCTURE - FACES 10-13 OF 13

| Face | Area | Pitch | Orient |
|---|---|---|---|
| P10 | 8 | 7 | 180.00 |
| P11 | 8 | 7 | 0.00 |
| P12 | 225 | 6 | 270.00 |
| P13 | 114 | 8 | 180.00 |

(c) 2026 tierroof.com - All rights reserved.

## MATERIAL OVERVIEW

### Shingle Calculations

| | |
|---|---|
| BASE SHINGLES | 2748 SF |
| WASTE | 17% |
| WASTE AREA | 467 SF |
| TOTAL W/WASTE | 3215 SF |

### Linear Materials

| | |
|---|---|
| RIDGE CAP | 98.0 LF |
| VALLEY | 77.0 LF |
| HIP | 28.0 LF |
| EAVE | 123.0 LF |

### Underlayment & Protection

| | |
|---|---|
| UNDERLAYMENT | 2748 SF |
| ICE SHIELD | 246.0 LF |
| DRIP EDGE | 303.0 LF |

### Summary

| | |
|---|---|
| SHINGLES | 32.15 SQ |
| RIDGE | 3 Bundle |
| VALLEY | 2 Roll |

## Detailed Breakdown

| Material | Quantity | Unit |
|---|---|---|
| Base Shingles (SF) | 2748 | SF |
| Waste/Overlap | 467 | SF |
| Total Shingles | 3215 | SF |
| Ridge Cap | 98 | LF |
| Valley | 77 | LF |
| Hip | 28 | LF |
| Rake/Gable | 180 | LF |
| Eave/Fascia | 123 | LF |
| Underlayment | 2748 | SF |
| Ice Shield | 246 | LF |
| Drip Edge | 303 | LF |

(c) 2026 tierroof.com - All rights reserved.

| STRUCTURES | FACETS | COMPLEXITY | RATING |
|---|---|---|---|
| 2 | 13 | 45 | Complex |

**Recommended Waste**
**17%**

## Waste Factor Analysis

| 15% WASTE | 17% WASTE | 20% WASTE |
|---|---|---|
| 412 SF | 467 SF | 550 SF |
| | Recommended | |
| GROSS/ADJUSTED AREA 3160 SF | GROSS/ADJUSTED AREA 3215 SF | GROSS/ADJUSTED AREA 3298 SF |

## Complexity Factors

### WHAT AFFECTS WASTE %

| | |
|---|---|
| ROOF COMPLEXITY | Complex |
| NUMBER OF FACETS | 13 |
| VALLEYS | 76.8 LF |
| HIPS | 27.7 LF |
| MAX PITCH | 8/12 |
| AVG PITCH | 7/12 |
| TOTAL AREA | 2748 SF |

### HOW TO USE THIS RANGE

LOWER END
**Simple geometry - 15%**

MIDDLE
**Recommended here - 17%**

UPPER END
**Complex work - 20%**

INCLUDES
**Cuts, overlaps, ridge caps**

BEFORE ORDERING
**Confirm field measurements**

(c) 2026 tierroof.com - All rights reserved.