PROPERTY ADDRESS

10751 Deerwood Park Blvd Unit 200, Jacksonville, FL 32256, United States

CUSTOMER: Bxx Gxxxxxx PHONE: +1 416-xxx-xxxx EMAIL: xxxxxx@gmail.com

ORDER #: TR261006xxxx CLAIM #: xxxxxxxxxx ORDERED BY: Bxx Gxxxxxx

ROOF REPORT

PROPERTY OVERVIEW

ROOF PLAN

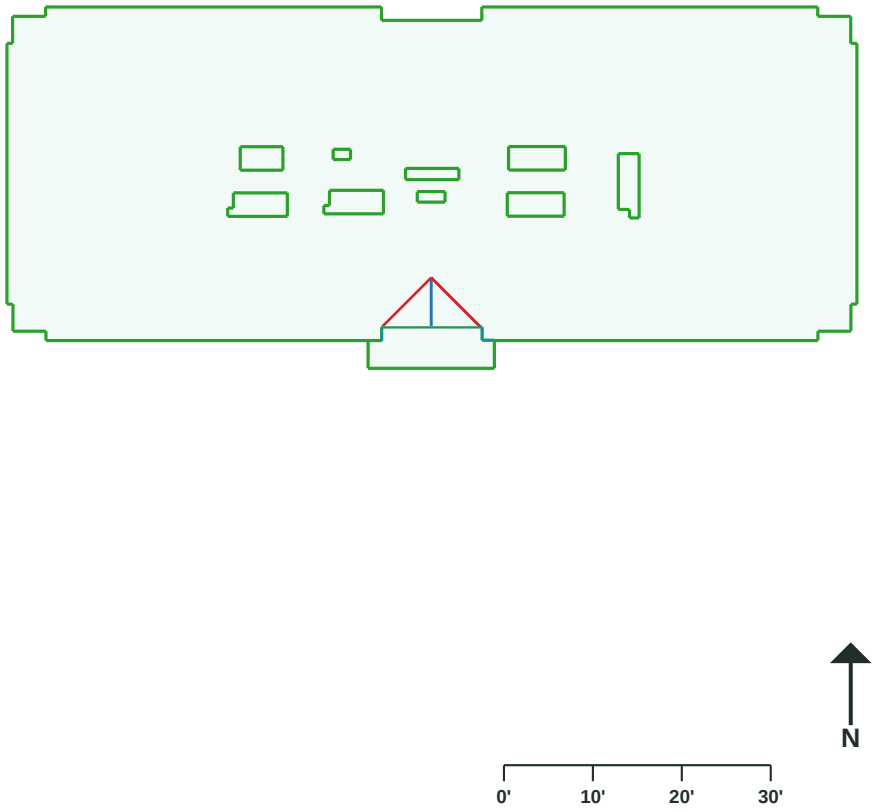

PROPERTY VIEW



(c) 2026 tierroof.com - All rights reserved.

ROOF REPORT

ROOF SUMMARY

NET ROOF AREA	NET SQUARES	MAIN ROOF	DETACHED ROOF
36513 SF	365.13 SQ	36513 SF	0 SF

ROOF PLAN

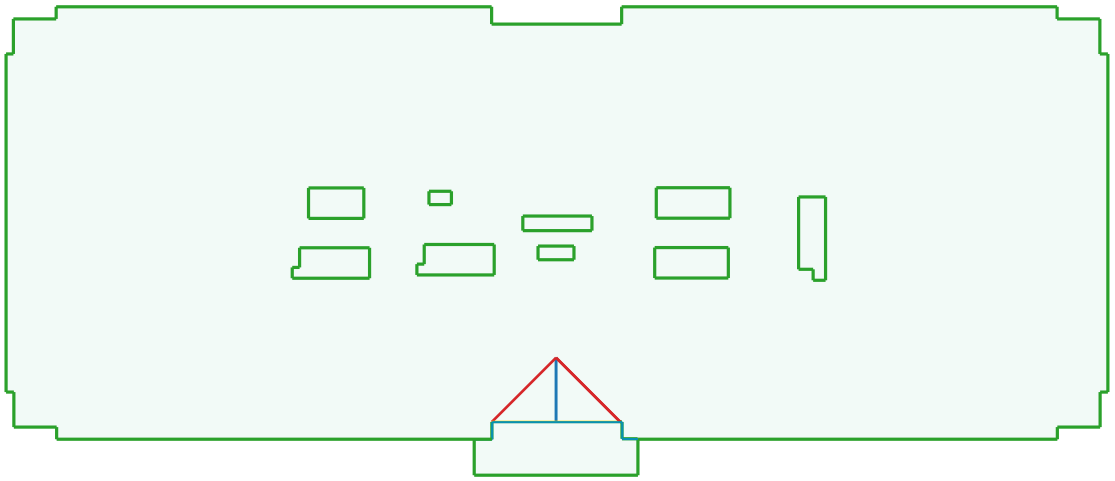

TOTAL PERIMETER	RIDGES	HIPS	VALLEYS	RAKES	MAX PEAK
1349.8 LF	17.5 LF	0.0 LF	74.3 LF	35.0 LF	32.4 ft

ROOF AT A GLANCE

ROOF FACETS	13
STRUCTURES	11
DOMINANT PITCH	1/12
FLAT ROOF AREA	0 SF

REPORT INDEX

1. Property Overview	1	4. Primary Structure Details	4-8
2. Customer Roof Summary	2	9. Material Estimates	9
3. Oblique Property Views	3	10. Waste Analysis	10

(c) 2026 tierroof.com - All rights reserved.

NORTH PROPERTY VIEW



EAST PROPERTY VIEW



SOUTH PROPERTY VIEW



WEST PROPERTY VIEW



(c) 2026 tierroof.com - All rights reserved.

PRIMARY STRUCTURE - LENGTHS

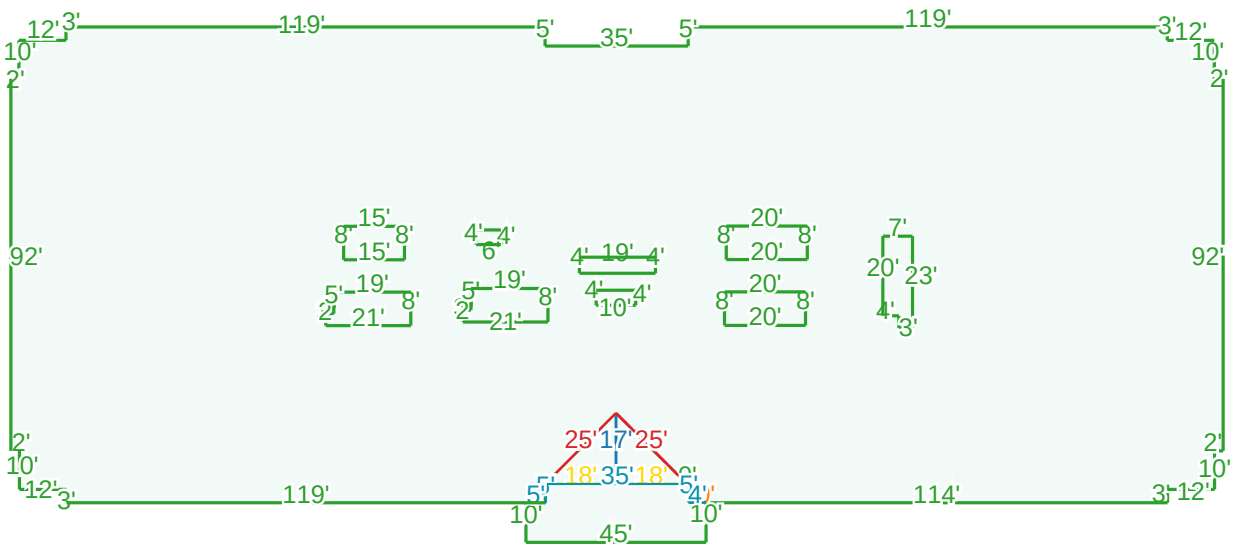

LINE TYPE GUIDE

Ridge	17 LF
Valley	74 LF
Rake	35 LF
Eave	1315 LF
Step Flashing	0 LF
Apron Flashing	54 LF

Each colored value belongs to the line beside it. LF means linear feet.

(c) 2026 tierroof.com - All rights reserved.

PRIMARY STRUCTURE - AREA

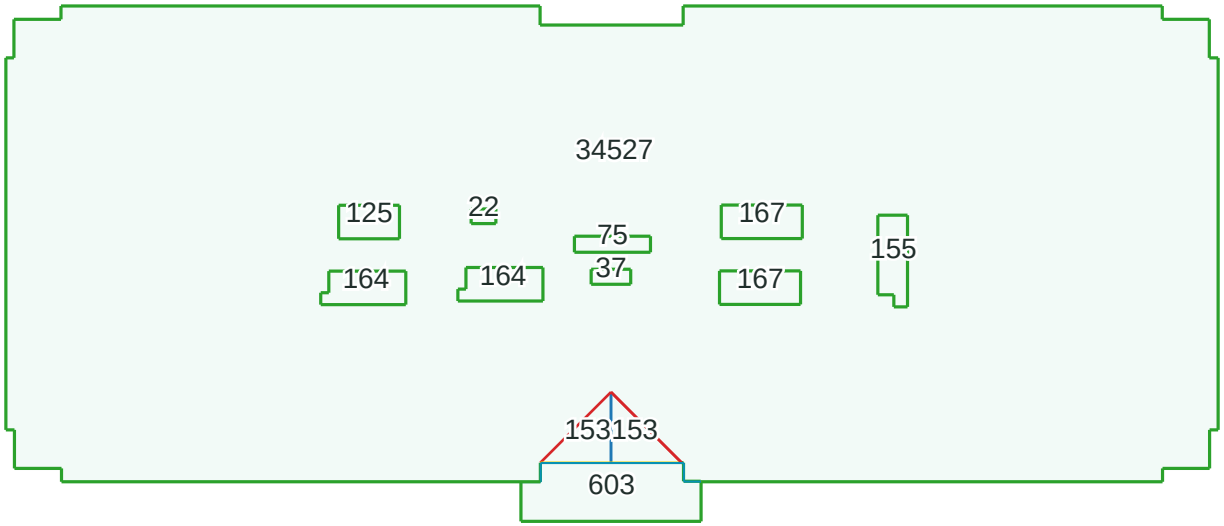

AREA SUMMARY

TOTAL AREA	36513 SF
AVERAGE FACE	2809 SF
SMALLEST FACE	22 SF
LARGEST FACE	34527 SF

HOW TO READ THIS PAGE

Each blue number is that roof face area in square feet. The face table appears on the Roof Facets page.

(c) 2026 tierroof.com - All rights reserved.

PRIMARY STRUCTURE - PITCH

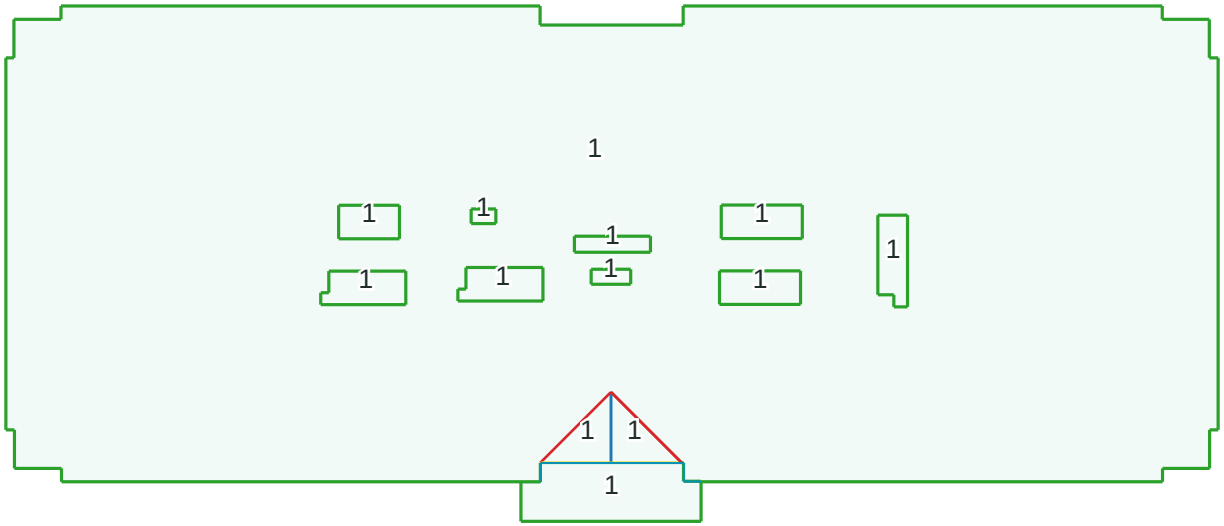

PITCH GUIDE

1/12	100.0%

PITCH AREAS

1/12	36513 SF

(c) 2026 tierroof.com - All rights reserved.

PRIMARY STRUCTURE - ROOF FACETS

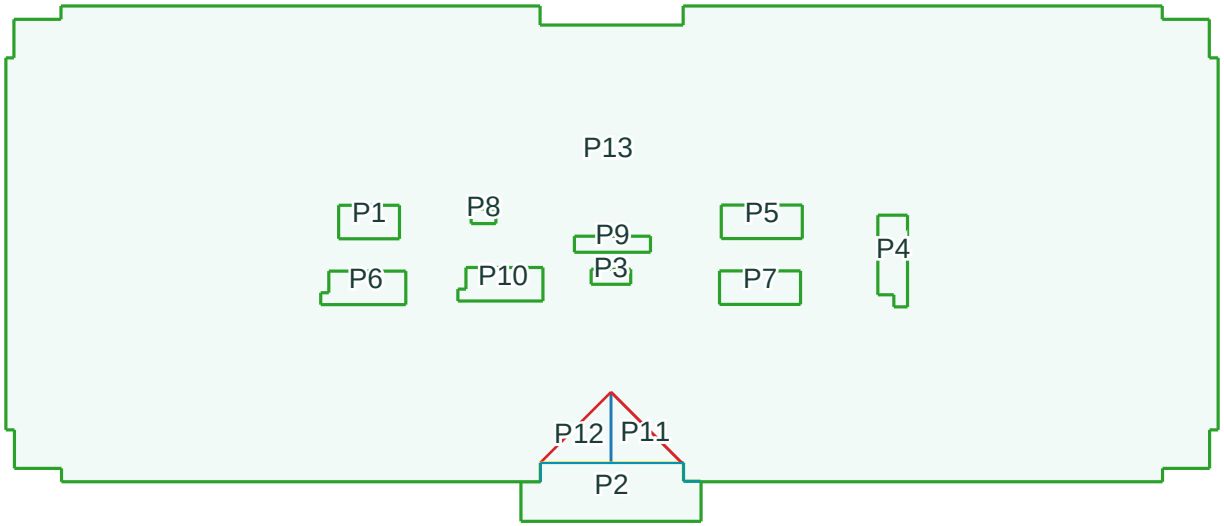

FACET SUMMARY

TOTAL FACETS	13
TABLE PAGES	2

FACES 1-9 OF 13

Face	Area	Pitch	Orient
P1	125	1	180.00
P2	603	1	180.00
P3	37	1	180.00
P4	155	1	180.00
P5	167	1	180.00
P6	164	1	180.00
P7	167	1	180.00
P8	22	1	180.00
P9	75	1	180.00

HOW TO READ FACETS

P1, P2 and the other IDs identify individual roof planes. Area is shown in square feet and pitch is rise per 12 inches.

(c) 2026 tierroof.com - All rights reserved.

PRIMARY STRUCTURE - FACES 10-13 OF 13

Face	Area	Pitch	Orient
P10	164	1	180.00
P11	153	1	90.00
P12	153	1	270.00
P13	34527	1	180.00

(c) 2026 tierroof.com - All rights reserved.

MATERIAL OVERVIEW

Shingle Calculations

BASE SHINGLES	36513 SF
WASTE	11%
WASTE AREA	4017 SF
TOTAL W/WASTE	40530 SF

Linear Materials

RIDGE CAP	18.0 LF
VALLEY	75.0 LF
HIP	0.0 LF
EAVE	1315.0 LF

Underlayment & Protection

UNDERLAYMENT	36513 SF
ICE SHIELD	2630.0 LF
DRIP EDGE	1350.0 LF

Summary

SHINGLES	405.30 SQ
RIDGE	1 Bundle
VALLEY	2 Roll

Detailed Breakdown

Material	Quantity	Unit
Base Shingles (SF)	36513	SF
Waste/Overlap	4017	SF
Total Shingles	40530	SF
Ridge Cap	18	LF
Valley	75	LF
Hip	0	LF
Rake/Gable	36	LF
Eave/Fascia	1315	LF
Underlayment	36513	SF
Ice Shield	2630	LF
Drip Edge	1350	LF

(c) 2026 tierroof.com - All rights reserved.

STRUCTURES	FACETS	COMPLEXITY	RATING
11	13	32	Moderate

Recommended Waste
11%

Waste Factor Analysis

10% WASTE	11% WASTE	12% WASTE
3651 SF	4017 SF	4382 SF
	Recommended	
GROSS/ADJUSTED AREA 40165 SF	GROSS/ADJUSTED AREA 40530 SF	GROSS/ADJUSTED AREA 40895 SF

Complexity Factors

WHAT AFFECTS WASTE %

ROOF COMPLEXITY	Moderate
NUMBER OF FACETS	13
VALLEYS	74.3 LF
HIPS	0.0 LF
MAX PITCH	1/12
AVG PITCH	1/12
TOTAL AREA	36513 SF

HOW TO USE THIS RANGE

LOWER END
Simple geometry - 10%

MIDDLE
Recommended here - 11%

UPPER END
Complex work - 12%

INCLUDES
Cuts, overlaps, ridge caps

BEFORE ORDERING
Confirm field measurements

(c) 2026 tierroof.com - All rights reserved.